


[www.handorf.in](http://www.handorf.in)

**HANDORF®**  
Concept \_ Innovate \_ Integrate



CABINET HANDLES & KNOBS  
HINGES  
DRAWER RUNNERS  
SLIM BOX  
H-BOX  
KITCHEN ACCESSORIES  
LIFTING SYSTEMS



**HANDORF®**  
Concept\_Innovate\_Integrate

Handorf India Private Limited has been combining tradition and innovation for over 10 years in the field of architectural hardware industry, with a global vision.










Handorf stands for Concept\_Innovate\_Integrate. At Handorf, we provide innovative solutions and a powerful blend of design, function and quality. We are a family-owned business and our focus is to design products with Functions that delight, Designs that impress and Quality that set standards.

Handorf monitors worldwide trends, carries out its own research and comes up with products and services that are tailored to our customers' requirements. Zeal for innovation, adhering to quality and passion for excellence has helped us grow successfully in recent years.

Our strong customer orientation has helped us to achieve and maintain our position as a leading brand of functional fittings for the wide range of furniture.



## Contents

	Cabinet Handles	07
	Insert Handles	43
	Knobs	57
	Hinges	69
	Drawer Runners	85
	Slim Box	97
	H-Box	117
	Kitchen Accessories	135
	Lifting Systems	157











ZAMAK  
HANDLES



Products

CODE	FINISHES		SIZES (in MM)
HC-557		Metallic BSN Metallic Brown Metallic Gold	96
			128
			192
			256
			352
HC-558		Metallic BSN Metallic Brown Metallic Gold	128
			192
			256
			320
HC-559		Metallic BSN Metallic Brown Metallic Gold	128
			160
			224
			320
HC-503		CP	96
			192
			320
HC-511		CP BSN Brownie	96
			160
			224
			352
HC-527		CP/White CP/Black Anthrazit/BSN BSN/White BSN/Black	96
			160
			320
			448

CODE		FINISHES	SIZES (in MM)
HC-528		CP BSN Brownie	96 160 224
HC-536		CP BSN	96 160 256
HC-537		CP BSN Anthrazit	96 160 256 320
HC-538		CP BSN Oro Antique Anthrazit	128 160 224 320
HC-547		CP BSN Oro Antique Brownie	96 160 256 320
HC-548		CP BSN Oro Antique Anthrazit	128 192 288





*HC-557 is like a shape of a cup handle with rounded edges, and is extremely ergonomic. Its universal design adapts to all types of interiors. It is easy to fit and pleasant to use.*

*Designed comfort for a perfect grip!*



HC-557

FINISHES



Metallic BSN



Metallic Brown



Metallic Gold

SIZES | 96 mm | 128 mm | 192 mm | 256 mm | 352 mm |






*The industrial aesthetics of the handle, manufactured in Zamak, makes it fit perfectly with many modern day styles and also in more neutral surroundings.*

*It is a multi-functional, round shaped handle which is a reinterpretation of a design inspired by a vintage look.*



HC-558

FINISHES



Metallic BSN



Metallic Brown



Metallic Gold

SIZES | 128 mm | 192 mm | 256 mm | 320 mm |






*The lines are clear and minimalistic, yet the surface gives the user a comfortable grip with a soft touch.*




HC-559

FINISHES



Metallic BSN



Metallic Brown




Metallic Gold

SIZES | 128 mm | 160 mm | 224 mm | 320 mm |



ZAMAK HANDLES


HC-503



FINISH | CP |

SIZES | 96 mm | 192 mm | 320 mm |

HC-511



FINISHES



CP



BSN



Brownie

SIZES | 96 mm | 160 mm | 224 mm | 352 mm |

*The handle in Zamak is made up of straight lines which add balance and subtlety to those spaces in which it is found.*

*A fundamental and 100% practical bestseller, it adapts perfectly to different styles of furniture.*

*HC-511 handle is a very simple, minimalist design that works well in all types of spaces, especially in contemporary aesthetic kitchens. The purity of its linear cut edges really stands out and gives it added presence.*



ZAMAK HANDLES

HC-527 is a handle with a delicate and elegant design. It is made in a combination of Zamak and ABS plastic, lending it an attractive feel. This model fits in with spaces of all kinds, and totally naturally.




HC-527

FINISHES




Anthrazit/BSN




CP/White



CP/Black



BSN/White



BSN/Black

SIZES | 96 mm | 160 mm | 320 mm | 448 mm |




The Cupboard Handle is an extremely slim handle that fits onto the top of drawers and cabinet doors, which gives a subtle and inconspicuous look.


This fit is perfect for modern design themes in contemporary kitchens.

HC-528

FINISHES



CP



BSN



Brownie

SIZES | 96 mm | 160 mm | 224 mm |



HC-536 Handle is a comfortable, 'J' Shaped zinc handle, whose shape ensures a perfect grip, making it easy to use. It is an embedded piece that is easy to install, as it is screwed on from the rear, which means that it adapts to different furniture widths.



HC-536

FINISHES



CP



BSN

SIZES | 96 mm | 160 mm | 256 mm |


HC-537 is a robust handle with geometric shapes and has its own character. Its attractive and functional design, with impeccable finishes makes it stand out.

It works really well fitted either horizontally or vertically.



HC-537

FINISHES



CP



BSN




Anthrazit

SIZES | 96 mm | 160 mm | 256 mm | 320 mm |



*HC-538, a double-shaped handle has a smooth, comfortable and practical grip for every hand. It has a top side that is straight and an underside with a smooth curve.*



HC-538

FINISHES



CP



BSN



Oro Antique



Anthrazit

SIZES | 128 mm | 160 mm | 224 mm | 320 mm |





HC-547

*The design of HC-547 handle is simple, stylish and attractive. It is a multi-functional arched shaped handle.*

*The chamfered edges give it an added touch of personality and timeless elegance which makes it stand out amongst other linearly designed handles.*

FINISHES



CP



BSN



Oro Antique



Brownie

SIZES | 96 mm | 160 mm | 256 mm | 320 mm |





*The Zamak handle has a curved shape that adds balance and subtlety to the space where it is placed. It ensures a comfortable and practical grip.*

*It can be fitted horizontally and also vertically in the most groundbreaking of interiors, looking for an innovative effect.*



HC-548

FINISHES




CP



BSN



Oro Antique



Anthrazit

SIZES | 128 mm | 192 mm | 288 mm |











ALUMINIUM  
HANDLES



Products

CODE	FINISHES	SIZES (in MM)
HC-703		140
		190
		290
		390
		440
		490
		590
		890
HC-712		45
		140
		200
		350
		550
		1200
HC-719		16
		128
		224
		352
		512
		960
HC-721		1280
		32
		64
		160
		320
		512
		960

CODE	FINISHES	SIZES (in MM)
HC-531		128
		192
		256
		352
		512
		672
HC-532		160
		256
		384
		512
		640
HC-533		128
		192
		256
		384
		544
		736
HC-551		128
		192
		256
		384
		544
		736
		1088



HC-703 handle has a simple linear design and provides an added touch of functionality and a modern look to the furniture to which it is fitted. Made in anodised aluminium lends it an agreeable touch and feel.



HC-703

FINISHES



Champagne Brush



Bronze Brush

SIZES | 140 mm | 190 mm | 290 mm | 390 mm | 440 mm | 490 mm | 590 mm | 890 mm |

HC-712 has timeless elegance and an excellent grip. It is versatile, easy to install on standard panel thicknesses and economical to produce in a range of lengths and finishes.



HC-712

FINISHES



Matt Champagne Brush



Matt Black Brush



Matt Gold Brush

SIZES | 45 mm | 140 mm | 200 mm | 350 mm | 550 mm | 1200 mm |



HC-719 is an aluminium profile handle with straight, modern lines. The handle flows like a waterfall and forms a perfect grip. A curved outline ensures pleasant and solid grip.



HC-719

FINISHES



Champagne Brush



Bronze Brush



Gold Brush



Rose Gold Brush

SIZES | 16 mm | 128 mm | 224 mm | 352 mm | 512 mm | 960 mm | 1280 mm |



ALUMINIUM HANDLES



*HC-721 is an alluring design to enhance the beauty of your interiors. All its edges have been smoothed down to offer more comfort.*

*The 1280mm handle can be fitted to cupboards of large dimensions whether in a residential setting or in hotels or other contract projects.*

HC-721

FINISHES



Champagne Brush



Bronze Brush



Gold Brush



Rose Gold Brush

SIZES | 32 mm | 64 mm | 160 mm | 320 mm | 512 mm | 960 mm | 1280 mm |

*The Handorf aluminium series of HC-531, HC-532 and HC-533 combines perfectly well with all current decorative styles, thanks to its modern, sophisticated and simple look. Its contrast of straight and rounded shapes that adds a certain difference to any piece of furniture to which it is fitted.*

*The anodised champagne pearl finish and size variations are so practical and versatile that they can be fitted on a diverse range of furniture from large wardrobes to office furniture or even chests of drawers.*



HC-531

FINISH	Pearl/AC
SIZES	128 mm   192 mm   256 mm   352 mm   512 mm   672 mm



HC-532

FINISH	Pearl/AC
SIZES	160 mm   256 mm   384 mm   512 mm   640 mm




HC-533

FINISH	Pearl/AC
SIZES	128 mm   192 mm   256 mm   384 mm   544 mm   736 mm



*HC-551 is a long bar handle made from aluminium rod and zinc legs. This handle features a fundamentally simple design. It is light and linear, so as not to dominate any piece of furniture, but rather complement it in a subtle manner.*




HC-551

FINISHES



Pearl




Brownie



Oro Antique

SIZES | 128 mm | 192 mm | 256 mm | 384 mm | 544 mm | 736 mm | 1088 mm |





INSERT  
HANDLES






Products

CODE		FINISHES	SIZES (in MM)
HC-555		Metallic BSN Metallic Brown Metallic Gold	96
			128
			192
			256
			352
HC-540		CP BSN Oro Antique Anthrazit	32
			96
			160
			256
HC-542		CP/Pearl Pearl/Pearl Oro Antique/Choco Pearl/Brownie	32
			96
			160
			224
HC-544		Silver/CP Pearl/CP Oro Antique Brownie/Pearl	160
			256
			352
HC-530		BSN/CP Brownie/Graphite	128
			160
			280
HC-546		CP/BSN Brownie/Graphite Oro Antique/Choco	160





HC-555 is a handle with an aluminium built-in profile and an attached zinc part that makes it an innovative design, different from all the models at Handorf until now. It is practical and perfect for all types of surroundings and furniture. This is an excellent aesthetic choice, as its rectangular shape acts as a geometric, decorative visual reference point.



HC-555

FINISHES



Metallic BSN



Metallic Brown



Metallic Gold

SIZES | 96 mm | 128 mm | 192 mm | 256 mm | 352 mm |



INSERT HANDLES



The built in handle is simple, modern and adds a great finishing touch to any furniture. The slightly curved design makes the handle warm & inviting. Designed exactly to fit your lifestyle and also ensures a pleasing solid grip.



HC-540

FINISHES



CP



BSN



Oro Antique




Anthrazit

SIZES | 32 mm | 96 mm | 160 mm | 256 mm |





The built-in handle with its rectangular shape and round edges make it perfect. It has been created to fit perfectly with the vast majority of current styles of furniture. When used in vertical or horizontal mode it is practical, comfortable and highly discreet. The installation process is simple and the results are spectacular.



HC-542

FINISHES



CP/Pearl



Pearl/Pearl



Oro Antique/Choco



Pearl/Brownie

SIZES | 32 mm | 96 mm | 160 mm | 224 mm |



INSERT HANDLES



HC-544 is a combination of functionalism and modernism with the right expression of design. In a horizontal position it gives an added sensation of width with a sense of calm.

It's both sides have a small incline which gives it a visual effect that is both modern and elegant, yet at the same time offering great functionality. The handle due to its wide measurements, is ideal to be fitted onto large size sliding doors

HC-544

FINISHES



Silver/ CP



Pearl/ CP



Oro Antique



Brownie/ Pearl

SIZES | 160 mm | 256 mm | 352 mm |



HC-530 is a built-in handle for sliding doors, the design facilitates the sliding mechanism of the door. Perfect for doors and cupboards of rooms with limited space.

It has a pleasant feel and its lines are discreet and functional. Made in Zamak, it is available in dual colour combinations that gives it an outstanding look.



HC-530

FINISHES



BSN/CP



Brownie/ Graphite

SIZES | 128 mm | 160 mm | 280 mm |


HC-546 is a built-in handle designed especially for sliding doors on cupboards. It's modern, linear and practical which is perfect for dressing rooms, sideboards and auxiliary cupboards with sliding doors with confined spaces.

It is a handle inserted into the furniture, with simplistic and minimalist lines. A perfect model for those compositions looking for simplicity and functionality.




HC-546

FINISHES



CP/ BSN



Brownie/ Graphite



Oro Antique/Choco






SIZE | 160 mm |







Products

CODE		FINISHES	SIZES (in MM)
HC-571		CP BSN Oro Antique Brownie Anthrazit	16
HC-572		CP BSN Oro Antique Brownie Anthrazit	16
HC-574		CP BSN Oro Antique Brownie Anthrazit	16
HC-575		CP/BSN	32
HC-576		CP BSN	32

CODE		FINISHES	SIZES (in MM)
HC-577		CP BSN Oro Antique Brownie Anthrazit	16
HC-581		BSN/White BSN/Black	0
HC-582		BSN/White BSN/Black	0
HC-583		BSN/White BSN/Black BSN/CP	32
HC-588		Metallic BSN Metallic Brown Metallic Gold	32



KNOBS

HC-571 is a purist knob with a modern design that brings out the best in both past and futuristic styles. Small, discreet and functional. Based on straight lines



HC-571

FINISHES



CP



BSN



Oro Antique



Brownie



Anthrazit

SIZE | 16 mm |



HC-572 is a small, functional and very attractive, Zamak knob. Its original design looks like a clip that has been fitted to the furniture, giving it added distinction. It can be opened with a single finger, in an easy, user-friendly way.

HC-572

FINISHES



CP



BSN



Oro Antique



Brownie



Anthrazit

SIZE | 16 mm |





*The simplicity of its square shape means that it adapts elegantly to all types of furniture. It is versatile, comfortable to use and it has a wide range of fashionable finishes.*

*The rounded and ergonomic model of the knob makes it comfortable to use with a pleasant feel.*

HC-574


FINISHES



CP



BSN



Oro Antique



Brownie



Anthrazit

SIZE | 16 mm |

HC-575

FINISH : CP/BSN



*The big square knob is totally smooth and the brushed effect makes it a model that transmits freshness and a modern touch at the same time.*

SIZE | 32 mm |

HC-576

FINISHES



CP



BSN

*HC-576 knob is an inverted style which completely differentiates it from conventional knob.*

*Once screwed to the rear face of any door or drawer, it becomes a totally integrated part of the furniture unit.*

SIZE | 16 mm |





*This is a perfect knob as it has a simple, convincing, geometric design and its slide shape stands out on any type of furniture.*

*The slide shape emphasises the idea of movement and gives a perfect grip when used.*

HC-577


FINISHES



CP



BSN



Oro Antique



Brownie



Anthrazit

SIZE | 16 mm |


*HC-588 is a small knob with a unique sunken, spherical shape that lends character and which makes them ideal for use in all types of cupboards and general furniture items.*

*The sculptural design is timeless and blends perfectly with different interior decorating styles, from the classical to the futuristic.*



HC-588

FINISHES



Metallic BSN



Metallic Brown



Metallic Gold

SIZE | 16 mm |

KNOBS

These versatile knobs are featured to easily renovate bringing, a contemporary energizing breath of fresh air to you home.

The simplicity of their square & oval shape means that it adopts elegantly to all types of furnitures.




HC-582

FINISHES



BSN/White



BSN/Black

SIZE | 16 mm |

HC-581

FINISHES



BSN/White



BSN/Black

SIZE | 16 mm |

HC-583

FINISHES



BSN/White



BSN/Black



BSN/CP

SIZE | 16 mm |





HINGES



Products

CODE		DESCRIPTION
HH-101 HH-102 HH-103		Slide On
HH-121 HH-122 HH-123		Clip On
HH-141 HH-142 HH-143		Premium Soft Close 3D
HH-161 HH-162 HH-163		Anthrazit Plated Soft Close 3D
HH-171 HH-172 HH-173		Anti Rust Treated with Speed Adjustment and Extra Strong Mounting Plate
HH-181 HH-182 HH-183		Anti Rust Treated with Speed Adjustment and Slim Line Mounting Plate

CODE		DESCRIPTION
HH-251 HH-252 HH-253		Thick Door Premium Soft Close 3D
HH-381		Blind Corner Clip On
HH-391		Blind Corner Soft Close
HH-385		Pie Corner
HH-388-0° HH-388-8° HH-388-15°		165° Clip On
HH-398-0° HH-398-8° HH-398-15°		165° Soft Close



Slide On



Slide On hinges series is extremely cost-effective. Standard hinges comes with a simple slide-on mounting system. It works with a wide scope of applications and with different materials providing convenience and support to furniture designers.

Specifications

- Opening Angle - 110°
- Hinge Cup Diameter - 35mm
- Hinge Cup Depth - 11.3mm
- Range of Door Thickness - 14-24mm
- Includes Special Screws
- Includes Arm Cap

Features

- Slide on Hinge
- 4 Hole Mounting Plate
- 2 Way Adjustment



HH-103  
Inset 15°



HH-102  
Half overlay 8°



HH-101  
Full overlay 0°

Clip On



Clip On hinges series is a combination of convincing technology and economic efficiency. It can adapt to a variety of cabinet door applications, providing convenience and support to your furniture.

Specifications

- Opening Angle - 110°
- Hinge Cup Diameter - 35mm
- Hinge Cup Depth - 11.3mm
- Range of Door Thickness - 14-24mm
- Includes Special Screws
- Includes Arm Cap & Cup Cap

Features

- Clip on Hinge
- 4 Hole Mounting Plate
- 2 Way Adjustment



HH-123  
Inset 15°



HH-122  
Half overlay 8°



HH-121  
Full overlay 0°



Premium Soft Close 3D



The premium soft close 3D hinge series is ultimate in design, elegance and reliable function. The hinge's effortless opening, evenly speeded soft-closing and long durability contribute to the enjoyment of the furniture users.

Specifications

- Opening Angle - 110°
- Hinge Cup Diameter - 35mm
- Hinge Cup Depth - 11.5mm
- Range of Door Thickness - 16-24mm
- Includes Special Screws
- Includes Arm Cap & Cup Cap

Features

- Premium Soft Close Hinge
- 3 Hole Mounting Plate
- 3 Way Adjustment (3D)



HH-141  
Full overlay 0°



HH-142  
Half overlay 8°



HH-143  
Inset 15°

Anthrazit Plated  
Soft Close 3D



Anthrazit soft close 3D hinge has a black, non-reflective finish that is not only visually appealing but also highly resistant to corrosion, uniform and consistent. The hinge technology is integrated with silent system providing even more convenient opening and closing of hinged doors.

Specifications

- Opening Angle - 110°
- Hinge Cup Diameter - 35mm
- Hinge Cup Depth - 11.5mm
- Range of Door Thickness - 14-24mm
- Includes Special Screws
- Includes Arm Cap & Cup Cap

Features

- Special Anthrazit Plating Hinge
- 2 Hole Mounting Plate
- 3 Way Adjustment (3D)



HH-161  
Full overlay 0°




HH-162  
Half overlay 8°



HH-163  
Inset 15°

HINGES

*This is an innovative technology hinge characterized by its speed-adjustable soft-close design. The anti rust treated soft close hinge can be widely used in any home storage space. Specially designed for humid areas and coastal regions.*



■ Anti Rust Treated with Speed Adjustment and Extra Strong Mounting Plate

Specifications

- Opening Angle - 110°
- Hinge Cup Diameter - 35mm
- Hinge Cup Depth - 11.5mm
- Range of Door Thickness - 16-26mm
- Includes Special Anti-rust Screws
- Includes Arm Cap & Cup Cap

Features

- Anti Rust Treated
- Extra Strong Mounting Plate
- 3 Way Adjustment with Speed Adjustment
- Ideal for Humid Weather, Kitchen, Bathroom
- Ideal for Adjusting Perfect Alignment of Various Size Doors



HH-171  
Full overlay 0°



HH-172  
Half overlay 8°



HH-173  
Inset 15°



*The hinge combines innovative technology, and top quality motion within the smallest space and guarantees excellent performance. The new slim line plate hinge gives you greater scope for designing innovative furniture without compromising on your ideas.*

*The door closing speed can be adjusted to suit different door sizes and user preferences by turning the speed setting screw from “-” to “+”.*



■ Anti Rust Treated  
with Speed Adjustment  
and Slim Line  
Mounting Plate

**Specifications**

- Opening Angle - 110°
- Hinge Cup Diameter - 35mm
- Hinge Cup Depth - 11.5mm
- Range of Door Thickness - 16-26mm
- Includes Special Anti-rust Screws
- Includes Arm Cap & Cup Cap

**Features**

- Anti Rust Treated
- Slim Line Mounting Plate
- 3 Way Adjustment with Speed Adjustment
- Ideal for Humid Weather, Kitchen, Bathroom
- Ideal for Adjusting Perfect Alignment of Various Size Doors



HH-181  
Full overlay 0°



HH-182  
Half overlay 8°



HH-183  
Inset 15°

Thick Door Premium Soft  
Close 3D



Specifications

- Opening Angle - 95°
- Hinge Cup Diameter - 40mm
- Hinge Cup Depth - 13mm
- Range of Door Thickness - 20-40mm
- Includes Special Screws
- Includes Arm Cap

Features

- Thick Door Premium Soft Close
- 3 Hole Mounting Plate
- 3 Way Adjustment (3D)
- Ideal for Side Board Thickness up to 32mm



Blind Corner Clip On

Specifications

- Opening Angle - 95°
- For normal door upto 24mm
- Includes Special Screws
- Includes Arm and Cup Cap

Features

- Special 4 Hole Mounting Plate
- 2 Way Adjustment
- Blind Corner Clip On

HH-381



Blind Corner Soft Close

Specifications

- Opening Angle - 95°
- For normal door upto 24mm
- Includes Special Screws
- Includes Arm and Cup Cap

Features

- Special 4 Hole Mounting Plate
- 2 Way Adjustment
- Blind Corner Soft Close

HH-391



HH-251

Full overlay 0°



HH-252

Half overlay 8°



HH-253

Inset 15°



Pie Corner

Specifications

- Opening Angle - 135°
- Hinge Cup Diameter - 35mm
- Hinge Cup Depth - 11.5mm
- Range of Door Thickness - 14-26mm
- Includes Special Screws
- Includes Arm Cap & Cup Cap

Features

- Pie Corner | Bi-Fold Hinge
- 4 Hole Mounting Plate
- 2 Way Adjustment

HH-385





*The 165° wide angle hinge ensures that pullouts open with ease and gives easy access and clear visibility of contents. The Extra opening provides a user friendly experience.*



HH-388

165° Clip On

Specifications

- Opening Angle - 165°
- Hinge Cup Diameter - 35mm
- Hinge Cup Depth - 11.5mm
- Range of Door Thickness - 16-24mm
- Includes Special Screws
- Includes Arm Cap & Cup Cap

Features

- Clip on 165° Hinge
- Full overlay - 0°
- Half Overlay - 8°
- Inset - 15°



HH-398

165° Soft Close

Specifications

- Opening Angle - 165°
- Hinge Cup Diameter - 35mm
- Hinge Cup Depth - 11.5mm
- Range of Door Thickness - 16-24mm
- Includes Special Screws
- Includes Arm Cap & Cup Cap

Features

- Soft Close on 165° Hinge
- Full overlay - 0°
- Half Overlay - 8°
- Inset - 15°





DRAWER  
RUNNER





## Products

CODE	DESCRIPTION	DEPTH SIZES (in MM)
HS-1501	 Anti-Rust Treated Ball Bearing Slide For 45kg Drawer	200
		250
		300
		350
		400
		450
		500
		550
		600
HS-1522	 Soft Close Anti-Rust Treated Ball Bearing Slide For 40kg Drawer	750
		800
		300
		350
		400
HU-3001	 Soft Close Under Mount Slide For 35kg Wooden Drawer	450
		500
		550
		600
		250
		300
HU-3002	 Push To Open Under Mount Slide For 35 KG Wooden Drawer	350
		400
		450
		500
		550
	 Synchronization Rod Connectors	1100
		-
HU-3005	 Soft Close Under Mount Slide For 35kg Wire Basket	500



HS-1501  
Anti-Rust Treated Ball Bearing Slide

Handorf's Telescopic Ball Bearing Drawer Slide provides high quality and all round user experience. The products are designed for easy installation with a high loading capacity that meets most application required.



- Features
- Full Extension
  - Load Capacity - 45kg
  - Finish- Zinc Plated



SIZES	8"	10"	12"	14"	16	18"	20"	22"	24"	30"	32"
	200mm	250mm	300mm	350mm	400mm	450mm	500mm	550mm	600mm	750mm	800mm

HS-1522  
Soft Close Anti-Rust Treated Ball Bearing Slide

Soft Close Ball Bearing Slides are upgraded version of traditional ball bearing slides, with the built-in damping drive system which is made of German engineering plastic material.



- Features
- Full Extension
  - Load Capacity- 40 kg
  - Soft Close
  - Finish - Zinc Plated



SIZES	12"	14"	16"	18"	20"	22"
	300mm	350mm	400mm	450mm	500mm	550mm





*Undermounts are concealed slides, available in different lengths and characterized by high quality and performances. Their opening and closing movement is fluid and linear.*

*It proves as a perfect solution for every part of your home.*



HU-3001  
Soft Close Undermount Slide  
For Wooden Drawer

Features

- Full Extension
- Load Capacity- 35kg
- Soft Close Concealed Slide

SIZES	10"	12"	14"	16"	18"	20"	22"	24"
	250mm	300mm	350mm	400mm	450mm	500mm	550mm	600mm





*The Push to open system delivers a reliable handle-less opening to the drawers. It requires only a single touch anywhere on the front. To close, simply press and shut.*



HU-3002  
Push To Open  
Under Mount Slide  
For Wooden Drawer


Features

- Full Extension
- Load Capacity- 35kg
- Push to Open Concealed Slide
- Rod and Connectors for Synchronization

SIZES	12"	14"	16"	18"	20"	22"
	300mm	350mm	400mm	450mm	500mm	550mm

#suggested installation of synchronization road is for internal cabinet widths of ≥400mm





*Wire basket undermount has been designed to take the rigours of everyday kitchen use i.e. heavy storage items and frequent opening and closing.*



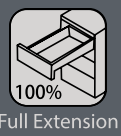
HU-3005  
Soft Close Undermount Slide  
For Wire Basket

Features

- Full Extension
- Load Capacity - 35kg
- Soft Close Concealed Slide
- Specially Designed for Wire Baskets

SIZES	20"
	500mm





Full Extension



Capacity



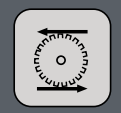
Soft Close



3D Adjustable



Graphite Color



Dual-Synchro












# SLIM BOX

DRAWER SYSTEMS



Products

CODE		DESCRIPTION	DEPTH SIZES (in MM)
Slim Box 1		88mm Height Wooden Drawer	450 500
Slim Box 2		126mm Height Wooden Drawer	400 450 500
Slim Box 3		172mm Height Wooden Drawer	450 500
Slim Box 4		Any Height Gallery With 126mm Height Wooden Drawer	400 450 500
Slim Box 5		88mm Height With 10mm Side Glass Wooden Drawer	450 500
Slim Box 6		172mm Height With 10mm Side Glass Wooden Drawer	450 500
Slim Box 7		238mm Height Wooden Drawer	450 500
Slim Box 11		88mm Height Inner Drawer	450 500
Slim Box 12		88mm Height Inner Drawer With 10mm Low Height Front Glass	450 500

CODE		DESCRIPTION	DEPTH SIZES (in MM)
Slim Box 13		88mm Height Inner Drawer With 10mm Side Glass	450 500
Slim Box 14		88mm Height Inner Drawer With 10mm Side Glass & 10mm Low Height Front Glass	450 500
Slim Box 15		172mm Height Inner Drawer With 10mm Low Height Front Glass	450 500
Slim Box 16		172mm Height Inner Drawer With High Square Gallery Front	450 500
Slim Box 17		172mm Height Inner Drawer With 10mm High Height Front Glass	450 500
Slim Box 18		172mm Height Inner Drawer With 10mm Side Glass & 10mm Low Height Front Glass	450 500
Slim Box 19		172mm Height Inner Drawer With 10mm Side Glass & High Square Gallery Front	450 500
Slim Box 20		172mm Height Inner Drawer With 10mm Side Glass & 10mm High Height Front Glass	450 500
Slim Box 21		Dividing Accessories for Slim Box	
Slim Box 22			

# All Inner drawers can be used for any width upto 1100mm





**Slim Box 1**  
88mm Height Wooden Drawer

- Accessories**  
HSB-9001  
HSB-905  
HSB-910

**Slim Box 2**  
126mm Height  
Wooden Drawer

- Accessories**  
HSB-9002  
HSB-906  
HSB-911



**Slim Box 3**  
172mm Height  
Wooden Drawer

- Accessories**  
HSB-9003  
HSB-907  
HSB-912





**Slim Box 4**  
Any Height Gallery  
With 126mm Height  
Wooden Drawer

- Accessories**  
HSB-9002  
HSB-906  
HSB-911  
HSB-914  
HSB-915



**Slim Box 6**  
172mm Height  
With 10mm Side Glass  
Wooden Drawer

- Accessories**  
HSB-9006  
HSB-907  
HSB-912  
HSB-942



**Slim Box 5**  
88mm Height  
With 10mm Side Glass  
Wooden Drawer

- Accessories**  
HSB-9005  
HSB-905  
HSB-910  
HSB-941



**Slim Box 7**  
238mm Height  
Wooden Drawer

- Accessories**  
HSB-9007  
HSB-908  
HSB-913







# All Inner drawers can be used for any width upto 1100mm



SLIM BOX  
INNER DRAWERS



**Slim Box 11**  
88mm Height Inner  
Drawer

- Accessories**  
HSB-9001  
HSB-910  
HSB-920  
HSB-918



**Slim Box 13**  
88mm Height Inner  
Drawer With 10mm  
Side Glass

- Accessories**  
HSB-9005  
HSB-910  
HSB-941  
HSB-920  
HSB-918



**Slim Box 12**  
88mm Height Inner  
Drawer With 10mm  
Low Height Front Glass

- Accessories**  
HSB-9001  
HSB-910  
HSB-921  
HSB-919  
HSB-951



**Slim Box 14**  
88mm Height Inner  
Drawer With 10mm  
Side Glass & 10mm  
Low Height Front Glass

- Accessories**  
HSB-9005  
HSB-910  
HSB-941  
HSB-921  
HSB-919  
HSB-951



**Slim Box 15**  
172mm Height Inner  
Drawer With 10mm Low  
Height Front Glass

- Accessories**
- HSB-9003
  - HSB-912
  - HSB-932
  - HSB-919
  - HSB-951



**Slim Box 16**  
172mm Height Inner  
Drawer With High Square  
Gallery Front

- Accessories**
- HSB-9003
  - HSB-912
  - HSB-933
  - HSB-916
  - HSB-918



**Slim Box 17**  
172mm Height Inner  
Drawer With 10mm High  
Height Front Glass

- Accessories**
- HSB-9003
  - HSB-912
  - HSB-931
  - HSB-919
  - HSB-952





**Slim Box 18**  
172mm Height Inner  
Drawer With 10mm Side  
Glass & 10mm Low  
Height Front Glass

- Accessories**
- HSB-9006
  - HSB-912
  - HSB-942
  - HSB-932
  - HSB-919
  - HSB-951

**Slim Box 19**  
172mm Height Inner  
Drawer With 10mm Side  
Glass & High Square  
Gallery Front

- Accessories**
- HSB-9006
  - HSB-912
  - HSB-942
  - HSB-933
  - HSB-916
  - HSB-918

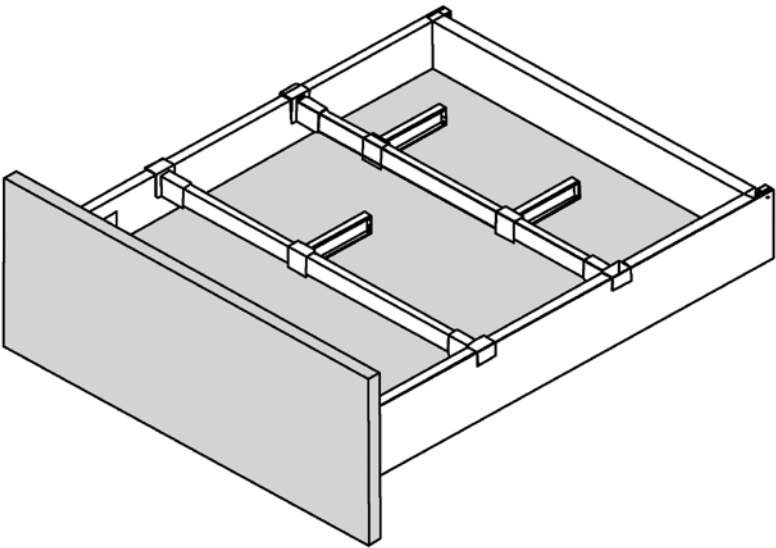


**Slim Box 20**  
172mm Height  
Inner Drawer With  
10mm Side Glass &  
10mm High Height  
Front Glass

- Accessories**
- HSB-9006
  - HSB-912
  - HSB-942
  - HSB-931
  - HSB-919
  - HSB-952





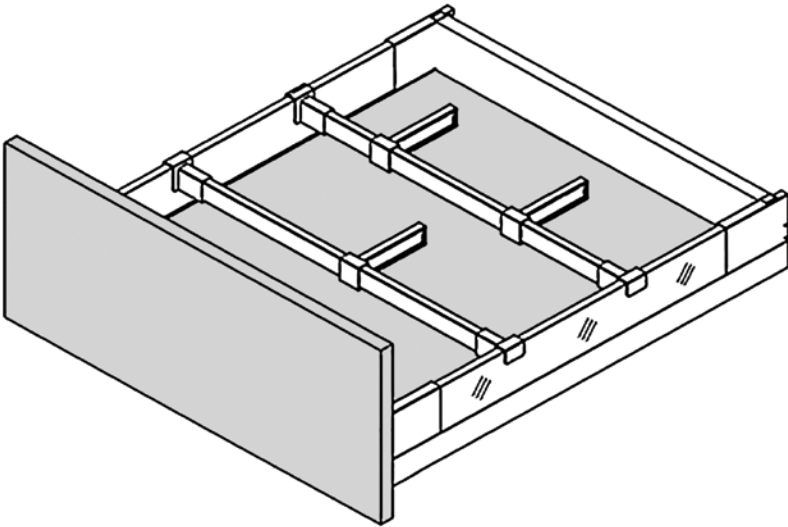


**Slim Box 21**  
**Dividing**  
**Accessories**

Applicable With  
Normal Drawer Side  
For Slim Box

**Accessories**

- HSB-916
- HSB-970
- HSB-972



**Slim Box 22**  
**Dividing**  
**Accessories**

Applicable With  
Glass Drawer Side  
For Slim Box

**Accessories**

- HSB-916
- HSB-971
- HSB-972




Accessories

CODE/ DESCRIPTION


**HSB-9000**  
Runner




**HSB-9001**  
88mm Profile  
With Runner




**HSB-9002**  
126mm Profile  
With Runner




**HSB-9003**  
172mm Profile  
With Runner



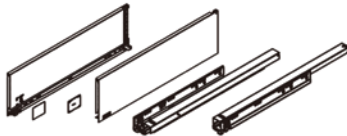
**HSB-9005**  
88mm Glass Profile  
With Runner



**HSB-9006**  
172mm Glass Profile  
With Runner



**HSB-9007**  
238mm Profile  
With Runner



**HSB-905**  
Front Fixing Connector  
For 88mm Height



CODE/ DESCRIPTION

**HSB-906**  
Front Fixing Connector  
For 126mm Height



**HSB-907**  
Front Fixing Connector  
For 172mm Height



**HSB-908**  
Front Fixing Connector  
For 238mm Height



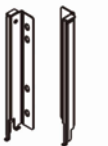
**HSB-910**  
Back Fixing Connector  
For 88mm Height



**HSB-911**  
Back Fixing Connector  
For 126mm Height



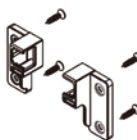
**HSB-912**  
Back Fixing Connector  
For 172mm Height



**HSB-913**  
Back Fixing Connector  
For 238mm Height




**HSB-914**  
Back Fixing Connector  
For Gallery



CODE/ DESCRIPTION

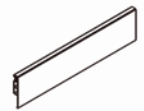
**HSB-915**  
Side Square Gallery



**HSB-916**  
Front Square Gallery  
For Inner Drawer



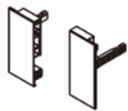
**HSB-918**  
High Height Front Profile  
For Inner Drawer



**HSB-919**  
Low Height Front Profile  
For Inner Drawer



**HSB-920**  
Front Adaptor For  
88mm Height Inner Drawer



**HSB-921**  
Front Adaptor For 88mm Height &  
Low Height Front Glass Inner Drawer



**HSB-931**  
Front Adaptor For 172mm Height &  
10mm High Height Front Glass  
Inner Drawer



**HSB-932**  
Front Adaptor For 172mm Height &  
10mm Low Height Front Glass  
Inner Drawer



CODE/ DESCRIPTION

**HSB-933**  
Front Adaptor For 172mm Height &  
Square Gallery Front Inner Drawer



**HSB-970**  
Square Cross Rail Connector  
For Normal Drawer Side



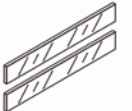
**HSB-971**  
Square Cross Rail Connector  
For Glass Drawer Side



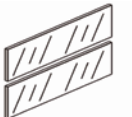
**HSB-972**  
Divider Connector For  
Square Rail



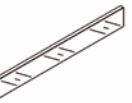
**HSB-941**  
10mm Side Glass For 88mm Height



**HSB-942**  
10mm Side Glass For 172mm Height




**HSB-951**  
Low Height 10mm Front Glass  
For Inner Drawer



**HSB-952**  
High Height 10mm Front Glass  
For Inner Drawer




















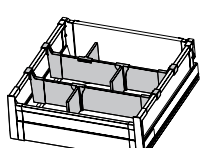
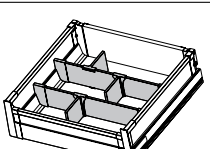
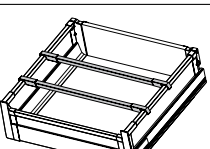


## H-BOX DRAWER SYSTEMS



Products

CODE		DESCRIPTION	DEPTH SIZES (in MM)
H-Box 1		Wooden Drawer Without Gallery	400
			450
			500
			550
			600
H-Box 2		Wooden Drawer With Single Gallery	400
			450
			500
			550
			600
H-Box 3		Wooden Drawer With Double Gallery	400
			450
			500
			550
			600
H-Box 4		Wooden Drawer With High Height Single Gallery	400
			450
			500
			550
			600
H-Box 5		Wooden Drawer With Low Height 8mm Side Glass	400
			450
			500
			550
			600
H-Box 6		Wooden Drawer With High Height 8mm Side Glass	400
			450
			500
			550
			600
H-Box 7		Wooden Drawer With High Height 4mm Inside Glass	400
			450
			500
			550
			600
H-Box 13		Inner Drawer Without Gallery	400
			450
			500
			550
			600
H-Box 14		Inner Drawer With Single Gallery	400
			450
			500
			550
			600

CODE		DESCRIPTION	DEPTH SIZES (in MM)
H-Box 15		Inner Drawer With High Height Single Gallery Side And Low Single Gallery Front	400
			450
			500
			550
			600
H-Box 16		Inner Drawer With High Height 4mm Inside Glass And Low Single Gallery Front	400
			450
			500
			550
			600
H-Box 17		Inner Drawer With Low Height 8mm Side Glass	400
			450
			500
			550
			600
H-Box 18		Inner Drawer With High Height 8mm Side Glass And Medium 8mm Front Glass	400
			450
			500
			550
			600
H-Box 19		Inner Drawer With Low Height 8mm Side Glass And Low 8mm Front Glass	400
			450
			500
			550
			600
H-Box 20		Inner Drawer With High Height 8mm Side Glass And High 8mm Front Glass	400
			450
			500
			550
			600
H-Box 21		High Height Cross Profile Dividing System For H-Box	-
H-Box 22		Low Height Cross Profile Dividing System For H-Box	-
H-Box 23		Square Gallery Dividing System For H-Box	-

# The H-Box colour available is Granite (Metallic Grey). The Images colour may vary from the actual product.  
# All Inner drawers can be used for any width upto 1100mm



**H-Box 1**  
Wooden Drawer  
Without Gallery

- Accessories**  
HBX-8001  
HB-805  
HB-810



**H-Box 3**  
Wooden Drawer  
With Double Gallery

- Accessories**  
HBX-8001  
HB-805  
HB-812  
HB-815



**H-Box 2**  
Wooden Drawer With  
Single Gallery

- Accessories**  
HBX-8001  
HB-805  
HB-811  
HB-815



**H-Box 4**  
Wooden Drawer  
With High Height  
Single Gallery

- Accessories**  
HBX-8001  
HB-805  
HB-813  
HB-815



H-BOX DRAWER SYSTEMS

**H-Box 5**  
Wooden Drawer  
With Low Height 8mm  
Side Glass

- Accessories**  
HBX-8001  
HB-805  
HB-811  
HB-841  
HB-841-A  
HB-841-B



**H-Box 7**  
Wooden Drawer With High Height  
4mm Inside Glass

- Accessories**  
HBX-8001  
HB-805  
HB-812  
HB-843  
HB-815 A  
HB-843-AB



**H-Box 6**  
Wooden Drawer  
with High Height 8mm  
Side Glass

- Accessories**  
HBX-8001  
HB-805  
HB-812  
HB-842  
HB-842-A  
HB-842-B





Full Extension



Capacity



Soft Close



Granite Color



Dual-Synchro



# All Inner drawers can be used for any width upto 1100mm



H-BOX

INNER DRAWERS



**H-Box 13**  
Inner Drawer  
Without Gallery

- Accessories**
- HBX-8001
  - HB-820
  - HB-810
  - HB-818



**H-Box 15**  
Inner Drawer With  
High Height Single  
Gallery Side And Low  
Single Gallery Front

- Accessories**
- HBX-8001
  - HB-822
  - HB-813
  - HB-815
  - HB-818
  - HB-816



**H-Box 14**  
Inner Drawer With  
Single Gallery

- Accessories**
- HBX-8001
  - HB-821
  - HB-811
  - HB-815
  - HB-818



**H-Box 16**  
Inner Drawer With  
High Height 4mm  
Inside Glass And Low  
Single Gallery Front

- Accessories**
- HBX-8001
  - HB-822
  - HB-812
  - HB-843
  - HB-815
  - HB-818
  - HB-816
  - HB-843-AB





**H-Box 17**  
Inner Drawer  
With Low Height  
8mm Side Glass

- Accessories**  
HBX-8001  
HB-831  
HB-811  
HB-841  
HB-818  
HB-841-B



**H-Box 19**  
For Inner Drawer With  
Low Height 8mm Side  
Glass And Low 8mm  
Front Glass

- Accessories**  
HBX-8001  
HB-833  
HB-811  
HB-841  
HB-818  
HB-851  
HB-841-B



**H-Box 18**  
Inner Drawer With  
High Height 8mm Side  
Glass And Medium  
8mm Front Glass

- Accessories**  
HBX-8001  
HB-832  
HB-812  
HB-842  
HB-818  
HB-852  
HB-842-B



**H-Box 20**  
For Inner Drawer With  
High Height 8mm Side  
Glass And High 8mm  
Front Glass

- Accessories**  
HBX-8001  
HB-834  
HB-812  
HB-842  
HB-818  
HB-853  
HB-842-B

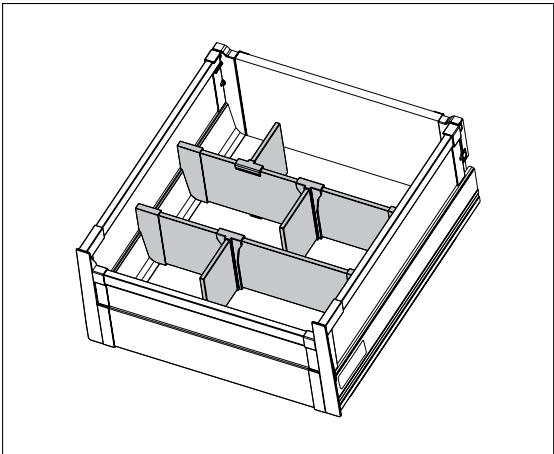
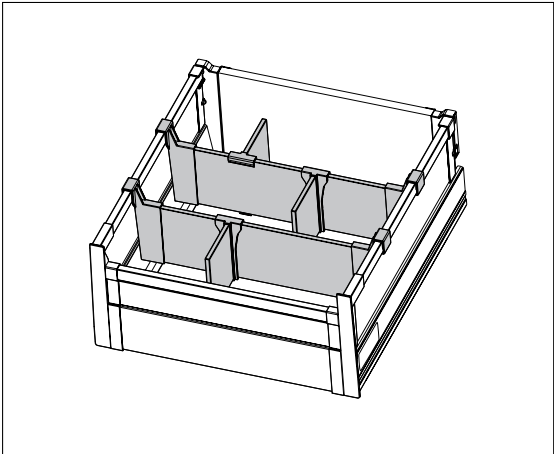






**HB 21**  
High Height  
Cross Profile Dividing  
System For H-Box

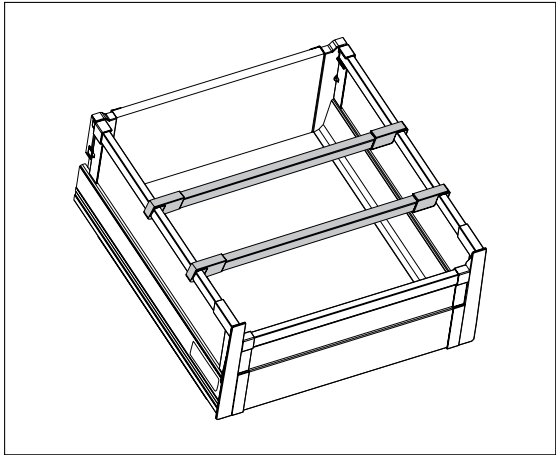
Connectors:  
HB-870  
HB-873  
HB-872



**HB 22**  
Low Height Cross  
Profile Dividing System  
For H-Box

Connectors:  
HB-870  
HB-873  
HB-874

DIVIDING ACCESSORIES  
Applicable For H-BOX



**HB 23**  
Square Gallery Dividing  
System For H-Box

Connectors:  
HB-816  
HB-871





Accessories

CODE/ DESCRIPTION

**HB-800**  
Profile Only



**HBX-8001**  
Granite Profile  
With Runner



**HB-805**  
Front Fixing Connector



**HB-810**  
Back Fixing Connector For Without  
Gallery



**HB-811**  
Back Fixing Connector  
For Single Gallery



**HB-812**  
Back Fixing Connector  
For Double Gallery



**HB-813**  
Back Fixing Connector  
For High Height Gallery



**HB-814**  
Adjustable Back Connector  
Compatible With Any Height  
Side Gallery



**HB-815-500mm**  
Side Square Gallery



**HB-816-1100mm**  
Front Square Gallery For Inner Drawer  
Width Upto 1190 mm



CODE/ DESCRIPTION

**HB-818-1100mm**  
Front Profile For Inner Drawer Width  
Upto 1190mm



**HB-820**  
Front Adaptor For Without Gallery  
Inner Drawer



**HB-821**  
Front Adaptor For Single Side Gallery  
& Basic Front Inner Drawer



**HB-822**  
Front Adaptor For High Height Single  
Gallery Side With Single Gallery Front  
Inner Drawer



**HB-826-A**  
Front Fixing Adaptor For Without  
Gallery Corner Drawer



**HB-826-B**  
Back Fixing Connector For Without  
Gallery Corner Drawer



**HB-827-A**  
Front Fixing Adaptor For High Single  
Gallery Corner Drawer



**HB-827-B**  
Back Fixing Connector For High Single  
Gallery Corner Drawer



**HB-831**  
Front Adaptor For Low Height 8mm  
Glass & Basic Front Inner Drawer



**HB-832**  
Front Adaptor For High 8mm Side  
Glass & Medium 8mm Front Glass  
Inner Drawer



CODE/ DESCRIPTION

**HB-833**  
Front Adaptor For Low 8mm  
Side Glass & Low 8mm Front Glass  
Inner Drawer



**HB-834**  
Front Adaptor For High 8mm  
Side Glass & High 8mm Front Glass  
Inner Drawer



**HB-841-A**  
Front Adaptor For 8mm  
Low Height Glass



**HB-841-B**  
Back Adaptor For 8mm  
Low Height Glass



**HB-842-A**  
Front Adaptor For 8mm  
High Height Glass



**HB-842-B**  
Back Adaptor For 8mm  
High Height Glass



**HB-843-AB**  
Front & Back Adaptor  
For 4mm High Height Glass



**HB-870-1100mm**  
Cross Divider Profile



**HB-871**  
Side Connectors  
For Cross Gallery



CODE/ DESCRIPTION

**HB-872**  
Side Connectors  
For High Height Gallery



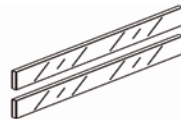
**HB-873**  
Inside Connector  
For Cross Divider Profile



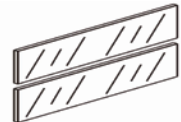
**HB-874**  
Side Connectors  
For Cross Divider Profile



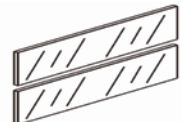
**HB-841-500mm**  
Low Height Side 8mm Glass



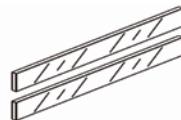
**HB-842-500mm**  
High Height Side 8mm Glass



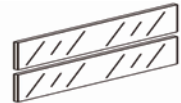
**HB-843-500mm**  
High Height Side 4mm Glass



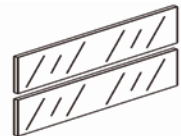
**HB-851-900mm**  
Low Height Front 8mm Glass  
For Inner Drawer



**HB-852-900mm**  
Medium Height Front 8mm Glass  
For Inner Drawer



**HB-853-900mm**  
High Height Front 8mm Glass  
For Inner Drawer












KITCHEN  
ACCESSORIES





Products

CODE	DEPTH SIZES (in MM)
<b>Corner Solutions</b> H-Box 8 H-Box 9	 400 450 500 550 600
<b>Under Sink Units</b> H-Box 10 H-Box 11	 400 450 500 550 600
<b>Bottle Pull-Outs</b> Slim Box 8 Slim Box 9	 450 500
<b>H-Box 12</b>	 400 450 500 550 600
<b>Handorf Pantry Unit (HPU)</b> HPU-1 Without Glass HPU-2 With Glass	 400 450 500 550 600
<b>HPU-3 Without Glass HPU-4 With Glass</b>	450 500

# Pantry Units can be used for any width upto 1100mm



Corner Solutions



Corner space is often wasted or not put to optimal use. H box drawer systems are a user-friendly alternative to conventional corner solutions. Full extensions use every inch of storage space available and give you clear visibility of all contents.

**H-Box 8**  
Wooden Drawer  
Without Gallery

- Accessories**
- HBX-8001
  - HB-826-A
  - HB-826-B



**H-Box 9**  
Corner Drawer With  
High Height Single  
Gallery

- Accessories**
- HBX-8001
  - HB-827-A
  - HB-827-B
  - HB-815





Under Sink Units



*It's very useful to have storage space around your sink. This sink cabinet uses every inch of storage space available and gives you easy access to contents.*

**H-Box 10**  
Undersink Drawer  
Without Gallery

- Accessories**  
HBX-8001  
HB-805  
HB-810  
HB-800



**H-Box 11**  
Undersink Drawer  
With High Height  
Single Gallery

- Accessories**  
HBX-8001  
HB-805  
HB-813  
HB-815  
HB-800





Bottle Pull-Outs



*Handorf Bottle Pullout unit with diagonally offset runners creates additional storage space – without compromising stability or quality of motion. This is the ideal place to keep narrow utensils such as bottles, chopping boards, spices and baking trays.*



**Slim Box 8**  
(Slim Box Bottle Pull-Out Without Glass)



# Suggested width of the Bottle Pull-out is any size from 150mm to 300mm.



**Upper Unit**  
88mm Height

**Lower Unit**  
172mm Height

A Unit Consists  
Slim Box 1 (Complete Set) And  
Slim Box 3 (Without Runner)





**Slim Box 9**  
(Slim Box Bottle Pull-Out With Glass)

**Upper Unit**  
88mm Height With 10mm Side Glass

**Lower Unit**  
172mm Height With 10mm Side Glass

A Unit Consists  
Slim Box 5 (Complete Set) And  
Slim Box 6 (Without Runner)



**H-Box 12**  
(H-Box Bottle Pull-Out)

**Upper Unit**  
Without Gallery

**Lower Unit**  
With High Height Single Gallery

A Unit Consists  
H-Box 1 (Complete Set) And  
H-Box 4 (Without Runner)



## Handorf Pantry Unit (HPU)

Handorf Pantry units offer plenty of storage space, whose inner pull-outs are designed individually and that gives you easy access to items from all three sides. This is the convenient and ergonomic way of storage.





**HPU-1**  
H-Box Pantry Unit  
Without Glass



**H-Box 13 (1 Set)**  
Inner Drawer Without Gallery

- Accessories**
- HBX-8001
  - HB-820
  - HB-810
  - HB-818



**H-Box 15 (4 Sets)**  
Inner Drawer With  
High Height Single Gallery  
Side And Low Single  
Gallery Front

- Accessories**
- HBX-8001
  - HB-822
  - HB-813
  - HB-815
  - HB-818
  - HB-816

A Unit Consists  
H-Box 13 (1 Set) And  
H-Box 15 (4 Sets)





**HPU-2**  
H-Box Pantry Unit  
With Glass



**H-Box 13 (1 Set)**  
Inner Drawer Without  
Gallery

**Accessories**

HBX-8001  
HB-820  
HB-810  
HB-818



**H-Box 20 (4 Sets)**  
Inner Drawer With High  
Height 8mm Side Glass  
And High 8mm Front  
Glass

**Accessories**

HBX-8001  
HB-834  
HB-812  
HB-842  
HB-818  
HB-853  
HB-842-B

A Unit Consists  
H-Box 13 (1 Set) And  
H-Box 20 (4 Sets)



**HPU-3**  
Slim Box Pantry Unit  
Without Glass



**Slim Box 11 (1 Set)**  
88mm Height Inner Drawer

**Accessories**

- HSB-9001
- HSB-910
- HSB-920
- HSB-918



**Slim Box 16 (4 Sets)**  
172mm Height Inner  
Drawer With High Square  
Gallery Front

**Accessories**

- HSB-9003
- HSB-912
- HSB-933
- HSB-916
- HSB-918

A Unit Consists  
Slim Box 11 (1 Set) And  
Slim Box 16 (4 Sets)



**HPU-4**  
Slim Box Pantry Unit  
With Glass



**Slim Box 14 (1 Set)**  
88mm Height  
Inner Drawer With  
10mm Side Glass & 10mm  
Low Height Front Glass

**Accessories**

- HSB-9005
- HSB-910
- HSB-941
- HSB-921
- HSB-919
- HSB-951



**Slim Box 20 (4 Sets)**  
172mm Height Inner Drawer  
With 10mm Side Glass &  
10mm High Height Front  
Glass

**Accessories**

- HSB-9006
- HSB-912
- HSB-942
- HSB-931
- HSB-919
- HSB-952

A Unit Consists  
Slim Box 14 (1 Set) And  
Slim Box 20 (4 Sets)





Durability



Silent



Capacity



3D Adjustable



LIFTING  
SYSTEMS





# Products

CODE

Mini-Stay  
Lifting System  
HLS - 7011  
HLS - 7013



Top-Stay  
Lifting System  
HLS - 7025  
HLS - 7026



Bi-Fold  
Lifting System  
HLS - 7032  
HLS - 7034  
HLS - 7036







Thanks to the Mini Stay Lifting System that provides enormous scope for the wall cabinets. Even cabinets with little depth are now possible. The solution has a symmetrical lift mechanism.

Mini-Stay Lifting System



**HLS - 7011**  
Mini-Stay Lifting System, Power Factor LF (200-1000)

Height	Width	Weight
250	250 - 900	0.8 - 4
300	250 - 900	0 - 3.3
350	250 - 700	0 - 2.8
400	250 - 550	0 - 2.5
450	250 - 450	0 - 2.3

**HLS - 7013**  
Mini-Stay Lifting System, Power Factor LF (1000 - 2350)

Height	Width	Weight
350	700 - 900	2.8 - 5.1
400	550 - 900	2.5 - 4.5
450	450 - 700	2.3 - 4.0
	700 - 900 *3 pcs hinges	4.0 - 5.2
500	350 - 599	2.0 - 3.6
	600 - 900 *3 pcs hinges	3.6 - 4.7

Power Factor LF = Cabinet height (mm) X door weight (kg)





The Top Stay Lifting System gives an easy access to the contents as the front opens up and out of the user's way. Even the heavy shutters can be closed softly and effortlessly with the integrated soft close mechanism.

Top-Stay Lifting System



**HLS - 7025**  
Top-Stay Lifting System Power Factor LF (1500 - 4900)

Height	Width	Weight
350	900 - 1800	4.2 - 14.0
400	700 - 1800	3.7 - 12.2
450	550 - 1800	3.3 - 10.8
500	450 - 1500	3.0 - 9.8

**HLS - 7026**  
Top-Stay Lifting System Power Factor LF (3200 - 9000)

Height	Width	Weight
500	1500 - 1800	9.8 - 18.0
550	900 - 1800	5.8 - 16.3
600	700 - 1800	5.3 - 15
650	600 - 1800	4.9 - 13.8
700	550 - 1500	4.5 - 12.8

Power Factor LF = Cabinet height (mm) X door weight (kg)





The Bi-Fold Lifting System is an ideal solution for high and mid wall units. Even large fronts fold up and gets out of the way, giving users great freedom of movement. So much so that wall cabinets can be left open during the work.

Bi-Fold Lifting System



**HLS - 7032**  
Bi-Fold Lifting system

Height	Width	Weight
590 - 649	600 - 1000	4.1 - 8.1

**HLS - 7034**  
Bi-Fold Lifting system

Height	Width	Weight
650 - 729	850 - 1200	7.0 - 11.6

**HLS - 7036**  
Bi-Fold Lifting system

Height	Width	Weight
730 - 800	750 - 1200	6.3 - 10.6

Power Factor LF = Cabinet height (mm) X door weight (kg)



ACCESSORIES

**HP-10938**  
Push To Open Device  
With Magnet


Stainless Steel  
Material Compatible  
With All Type Of  
Cabinets




**HB-896**  
Diamond Mat Roll

Width - 500mm  
Length - 20 meters

Super Premium  
Mat Roll With  
Diamond Cut Design







**HANDORF**<sup>®</sup>  
Concept \_ Innovate \_ Integrate

[www.handorf.in](http://www.handorf.in)

[www.silentpartners.com](http://www.silentpartners.com)